

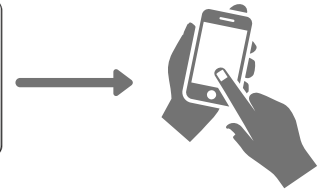
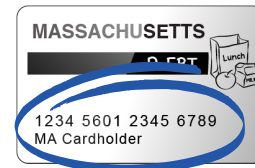
ACTIVATE YOUR P-EBT CARD

1

Call the Massachusetts' EBT Hotline **1 (800) 997-2555**

2

Enter your 16-digit P-EBT card number.



3


Press 1.

4

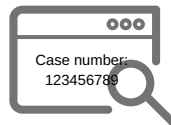
Enter the last 4 digits of your **P-EBT case number**

3 Ways To find your P-EBT case number:

- Find it at the top of your letter from the DTA
- Or Look up your case number at DTAConnect.com/PEBT
- Or call DTA Assistance Line **877-382-2363** and **Press "6"**



or



or



5

Enter the child's 8-digit date of birth using:
2 digit month + 2 digit day + 4 digit year

(8 DIGITS)
August 12, 2008 =

08122008

6

Enter 4 digits to create your PIN. This will activate your card.
You will enter your PIN at the store when using your P-EBT card.