






ASES Activities

After completing your school work, try a fun activity to do with your family.

Day of the week:	Activity Name	Materials Needed	Directions
Monday 	Shapes: Tape and Sort	<ul style="list-style-type: none"> *Painters tape or masking tape *Items with recognizable shapes * Open Space 	<p>Step 1. Place painters tape on the ground with one large shape for each category: triangle, square, circle, rectangle, Ect.</p> <p>Step 2. Get a pile of objects that you can sort into each shape group.</p> <p>Step 3. Your student is finished when all items are sorted and correct.</p> <p>Step 4. Make it a game and race an opponent.</p>
Tuesday 	Journal Topic: What is your favorite Season and Why?	<ul style="list-style-type: none"> *Binder Paper *Pencil 	<p>Journal topic: what is your favorite season. Spring, Summer, Fall, or Winter. Write all of the things you like about that season and why. Do your best to write a full page on that season.</p>
Wednesday 	Button Tree	<ul style="list-style-type: none"> *White paper or canvas *Buttons *Brown Paint *Glue *Pencil & Paint Brushes 	<p>Step 1. Draw a tree with lots of branches.</p> <p>Step 2. Paint branches brown. Let Picture dry.</p> <p>Step 3. Glue buttons to your tree's branches creating the leaves.</p>
Thursday 	Cherry Blossom Art	<ul style="list-style-type: none"> *White paper or canvas *Paint Brush *Brown Paint, Pink Paint *Empty soda bottle *Paper Plate 	<p>Step 1: Paint a branch on white paper. Let dry.</p> <p>Step 2: Pour pink paint on the plate, use end of plastic bottle</p> <p>Step 3: Dip the bottle in the paint and stamp your paper.</p> <p>Step 4: Repeat as many blossoms as you want.</p>
Friday 	Journal Topic: If you could have any animal as a pet what would it be and why?	<ul style="list-style-type: none"> *Binder Paper *Pencil 	<p>Journal Topic: What is your favorite animal and could you make that animal a pet?</p> <p>Do your best to write a full page.</p>