

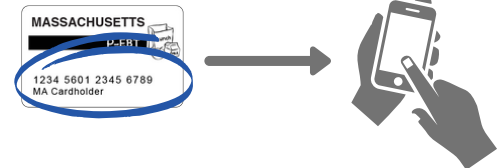
# ACTIVATE YOUR P-EBT CARD

1

Call the Massachusetts' EBT Hotline **1 (800) 997-2555**

2

Enter your 16-digit P-EBT card number




3

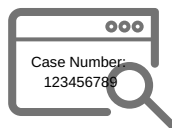
DO NOT enter the last 4 digits of your social security number ❌  
Enter the last 4 digits of your **P-EBT case number** ✅

3 Ways To find your P-EBT case number:

- Find it at the top of your letter from the DTA
- Or Look up your case number at [DTAConnect.com/PEBT](https://DTAConnect.com/PEBT)
- Or call DTA Assistance Line **877-382-2363** and **Press "6"**



or



or



4

Enter the child's 8-digit date of birth using:  
**2 digit month + 2 digit day + 4 digit year**

(8 DIGITS)

April 6, 2005 = **04062005**

5

Enter 4 digits to create your PIN. This will activate your card.  
You will enter your PIN at the store when using your P-EBT card.