


# Parent Registration

## Process



**Learn how easy it is to pay online.**

# Registration



**e-Funds for Schools**  
powered by Magic Wrihter  
**Online Payment Solutions for Schools**  
make payments  
24 hours a day for all  
school related expenses

**Round Lake Public Schools**

### Attention!

If you are a first time user, then you need to click on "Register Here" to set up your personal login and user's information. Thank you for paying online to the school.

### Welcome to e-Funds for Schools

This service eliminates the cash you give your children and checks you write the school. e-Funds for Schools is the easiest and fastest electronic payment system you will ever use.

**Doing our part in "Keeping it Green"**  
By using e-Funds for Schools we can reduce pollution and help save our forests. When you make a payment electronically and eliminate paper checks, you do a small part in protecting the earth, which we all share and love.

### Login

Username:

Password:

[Forgot Username](#)  
[Forgot Password](#)

### New Users

[▶ Register Here](#)


[Registration Guide](#)

### Site Security

This site chose VeriSign [SSL](#) for secure e-commerce and confidential communications.


### Pay

e-Funds for Schools accepts payment at anytime, for unlimited schools services from multiple payment platforms




### Save

We support parents by depositing small amounts into their child's college or savings account



### Share

Promoting fund raising has never been easier. Sharing while you pay is a perfect way.



Select **Register Here**. As shown by the red arrow above.

## Step 1 - Enter Account Setup Information

**e-Funds for Schools**  
powered by Magic Wrighter  
**Online Payment Solutions for Schools**  
make payments  
24 hours a day for all  
school related expenses

**Round Lake Public Schools**

**Log In**  
To begin using e-Funds for Schools, please log in.  
\* Username:   
\* Password:   
**Log In**  
[Forgot Username?](#) | [Forgot Password?](#)

**Sign Up**  
New user? Sign up to start using e-Funds for Schools!  
\* Username:   
\* Password:   
\* Re-Enter Password:   
\* First Name:   
\* Last Name:   
Email:   
Phone:   
Text Message Phone:   
By clicking on "Sign Up!" I confirm that I have read, understand, and agree to the [Terms of Service](#), and [Privacy Policy](#) of e-Funds for Schools.  
**Sign Up!**

Privacy Policy    Terms and conditions    Customer Service  
©2012 e-Funds for Schools - All Rights Reserved.

**Passwords now need to be at least 7 characters: there needs to be at least 1 upper case letter, at least 1 lower case letter and at least 1 number.**

**Read Terms of Service and Privacy Policy.**

**Enter user account information, then click **Sign Up**.**

## Step 2 - Student Information

**e-Funds for Schools**  
powered by Magic Wrighter  
**Online Payment Solutions for Schools**  
make payments  
24 hours a day for all  
school related expenses

**ROUND LAKE PUBLIC SCHOOLS**

Home Payment Options Advisory Services Special Services Account Settings Logout

### Guided Set Up

▼ Step 1 - Student Management

**Your Student(s):**

You are not associated with any students yet. Add all students in your family, and then click on **continue**.

- If you do not know your students' number(s), or your students' have not been issued a student number, please contact your students' school representative to receive the student number assigned to your children.
- If you are a guest, have no student(s) in our school, or are making payments on your own behalf, [click here](#).

**Add Student(s) by:**

Family Number:  or, Student Number:  **Add**

Last Name:  Last Name:

Enter the family number or student number(s) and the last name for the student(s) to associate with your account, and then click "Add." After you have finished adding students, or you are making payments for yourself, click "Continue to Account Overview."

**Make Payments on Behalf of Yourself** **Continue to Account Overview**

Privacy Policy Terms and conditions Customer Service  
©2015 e-Funds for Schools - All Rights Reserved.

Select either Family Number or Student Number. Enter the appropriate number and student's last name, select **Add**. Your students will be displayed. (This step is continued on the following page.) If making a payment for yourself, select **Make Payments on Behalf of Yourself**. Then, select **Continue to Account Overview**.

## Step 3-Verification of Family/Student number

*e-Funds for Schools*  
powered by Magic Winkler  
Online Payment Solutions for Schools  
make payments  
24 hours a day for all  
school related expenses

ROUND LAKE PUBLIC SCHOOLS

Home Payment Options Advisory Services Special Services Account Settings Logout

**Guided Set Up**

Step 1 - Student Management

Your Student(s):

Name	Number	School Name	Grade	Status
Acosta, Megan	2956	High School		Active

Add Student(s) by:

Family Number:  or, Student Number:  Add

Last Name:  Last Name:

Enter the family number or student number(s) and the last name for the student(s) to associate with your account, and then click "Add." After you have finished adding students, or you are making payments for yourself, click "Continue to Account Overview."

Make Payments on Behalf of Yourself Continue to Account Overview

Privacy Policy Terms and conditions Customer Service  
©2015 e-Funds for Schools - All Rights Reserved.

Verify the appropriate Family Number/Student Numbers and Names have been added. Then, select **Continue to Account Overview**. This web page will not appear if you are registering only for yourself and you have no student attending our school.

# Step 4 – Registration Complete – Main Menu

**e-Funds for Schools**  
powered by Magic Wrighter  
**Online Payment Solutions for Schools**  
make payments 24 hours a day for all school related expenses

**Round Lake Public Schools**

Home   Payment Options   Advisory Services   Account Settings   **Logout**

### Payment Options

**Make a Payment**  
*Towards school payment item(s)*

**View Payment History**  
*Review history of payments made to school(s)*

**Schedule a Pre-Authorized Payment**  
*Setup a payment that occurs at regular intervals*

**View Pre-Authorized Payment History**  
*Review history of pre-authorized payments*

**Manage Pre-Authorized Payments**  
*Manage your scheduled pre-authorized payments*

### Advisory Services

**Low Lunch Balance**  
*Setup payments for low lunch balance(s)*

**Student Fees**  
*Review outstanding and historical student fees.*

### Account Settings

**Personal Information**  
*Manage your contact information*

**Student Management**  
*Manage students associated with your account*

**Payment Information**  
*Manage your checking and credit card information*

**Change Password**  
*Manage your account password*

**Notifications**  
*Manage how e-Funds for Schools notifies you.*

Your Student(s)		
Name	Balance	Updated
William X	\$70.00	10 months ago

Student(s)

**Pending Payments**

You have no pending payments at this time.

**Scheduled Payments**

You have no scheduled payments at this time.

Pre-Authorized Payment(s)

Privacy Policy   Terms and conditions   Customer Service

©2012 e-Funds for Schools - All Rights Reserved.

**The main menu displays Payment Options, Advisory Services, Account Settings, Pending Payments and Scheduled Pre-Authorized Payments.**



# New Payments

## Account Settings/Payment Information

**e-Funds for Schools**  
powered by Magic Wrighter  
Online Payment Solutions for Schools  
make payments 24 hours a day for all school related expenses

**Round Lake Public Schools**

Home Payment Options Advisory Services Account Settings Logout

### Select Payment Method

**New Checking Account** | New Credit / Debit Card

- Payment from your checking account is the lowest cost payment option available to you, and our preferred form of payment.
- [Click here](#) if you have a debit card, or you have a checking account and your financial institution did not provide paper checks.

#### Enter New Checking Account Information

Routing Number:

Account Number:

Account Number (Confirm):

A deposit ticket is **not** to be used to enter the routing number. The routing number on a deposit ticket can be different than an actual check. Please enter the routing number from an actual check to ensure the payment will process correctly.

NAME ADDRESS CITY, STATE ZIP 0123 01-23456789  
DATE  
PAY TO THE ORDER OF \$  
BANK NAME ADDRESS CITY, STATE ZIP DOLLARS  
FOR  
⑈0123456789⑈ ⑈01234567890123⑈ ⑈0123  
Routing Number Account Number [Click to Zoom](#)

#### Fee Notice

If any e-Funds For Schools payment that is authorized from your checking account is returned for Non Sufficient Funds "NSF", the e-Funds For Schools service provider will charge your account a \$15.00 NSF Fee. Payments that are returned as NSF may be retried up to an additional 2 time(s).

There will be a \$1.00 per payment convenience fee added to each payment you make using this service.

#### Consent

I confirm that the above listed information is correct, and to pay the associated fee(s) assessed and collected by the third party payment processor on each payment made with this payment method.

[Save](#)

[Back to Account Settings](#)

Privacy Policy Terms and conditions Customer Service  
©2012 e-Funds for Schools - All Rights Reserved.

The initial time you setup a new payment you are required to enter your bank or credit card information. First, select **Payment Information** from the Main Menu. Next select the type of payment account and enter your account information. Then select **Save**.

## New Payments Schedule Payments

**e-Funds for Schools**  
powered by Magic Wrighter  
**Online Payment Solutions for Schools**  
make payments  
24 hours a day for all  
school related expenses

**Round Lake Public Schools**

Home → **Payment Options** Advisory Services Account Settings Logout

**Make a Payment** ←  
Towards school payment item(s)

**View Payment History**  
Review history of payments made to school(s)

**Schedule a Pre-Authorized Payment**  
Setup a payment that occurs at regular intervals

**View Pre-Authorized Payment History**  
Review history of pre-authorized payments

**Manage Pre-Authorized Payments**  
Setup a payment that occurs at regular intervals

- Payment from your checking account is the lowest cost payment option available to you, and our preferred form of payment.
- To use your existing checking account information, [click here](#).
- [Click here](#) if you have a debit card, or you have a checking account and your financial institution did not provide paper checks.

**Select Primary Payment Account**

Account	Description
<input checked="" type="radio"/> Checking	*****8888 (672460719)

Save

[Back to Account Settings](#)

Privacy Policy Terms and conditions Customer Service  
©2012 e-Funds for Schools - All Rights Reserved.

To schedule a payment, select **Payment Options** and **Make a Payment** from the drop down menu. Next, enter the amount of your payment, select the calendar to choose the date of the payment then click **Add**. If you have multiple children select the tab for each child to schedule a payment. Each child will have a tab with their name.



# New Payments

## Schedule Payments

**e-Funds for Schools**  
powered by Magic Wrighter  
**Online Payment Solutions for Schools**  
make payments  
24 hours a day for all  
school related expenses

**Round Lake Public Schools**

Home    Payment Options    Advisory Services    Account Settings    Logout

### Schedule Payments

Payment Type: Checking    Account Number: \*\*\*\*\*888    Routing Number: 672460719

- Make one payment for multiple students by selecting the tab with the child's name, and then adding the desired item(s).
- You can get additional information about an item by holding your mouse pointer over the item name.

William X    General Items

#### Elementary School

Lunch Payments	\$50.00	2012-09-11	Added
Book Rental	<input type="text" value="20.00"/>	<input type="text" value="2012-09-11"/>	<a href="#">Add</a>
Class Picture	<input type="text" value="15.00"/>	<input type="text" value="2012-09-11"/>	<a href="#">Add</a>
Electronic Payments	<input type="text" value="0.00"/>	<input type="text" value="2012-09-11"/>	<a href="#">Add</a>
Field Trip - Children's Museum	<input type="text" value="5.00"/>	<input type="text" value="2012-09-11"/>	<a href="#">Add</a>
Field Trip - Planetarium	<input type="text" value="15.00"/>	<input type="text" value="2012-09-11"/>	<a href="#">Add</a>
Field Trip - Zoo	<input type="text" value="10.00"/>	<input type="text" value="2012-09-11"/>	<a href="#">Add</a>

#### Payments for 2012-09-11

Payment Item Name	Pay For	Amount	
Lunch Payments	William X	\$50.00	<a href="#">Remove</a>
Convenience Fee(s)		\$1.00	
<b>Total for 2012-09-11:</b>		<b>\$51.00</b>	

**Continue**

Privacy Policy    Terms and conditions    Customer Service  
©2012 e-Funds for Schools - All Rights Reserved.

After you have added all desired payments, confirm your choices before selecting **Continue**.

## Confirm Payments/Choices

**e-Funds for Schools**  
powered by Magic Wrighter  
**Online Payment Solutions for Schools**  
make payments  
24 hours a day for all  
school related expenses

**Round Lake Public Schools**

Home   Payment Options   Advisory Services   Account Settings   **Logout**

**Confirm your choices**

Payment Type:   Checking   Account Number:   \*\*\*\*\*888   Routing Number:   672460719

This payment will debit your checking account within 2 business days

Lunch Payments	William X	\$50.00
Convenience Fee		\$1.00
<b>Total for 2012-09-11:</b>		<b>\$51.00</b>

Please review the convenience fees associated with each payment. To process your payment, you must agree to pay the convenience fees listed above.

I have reviewed, and confirm that I **accept** the above listed convenience fee(s).

I **decline** paying all fees and want to cancel this payment.

[Back](#)   [Submit](#)

Privacy Policy   Terms and conditions   Customer Service  
©2012 e-Funds for Schools - All Rights Reserved.

Verify, a final time, your payment choices and agree to pay the convenience fee, then select **Submit**. If you are paying with a credit/debit card, the CVV code will be required at this step for one time payments.

# Receipt

**e-Funds for Schools**  
powered by Magic Wightner  
**Online Payment Solutions for Schools**  
make payments  
24 hours a day for all  
school related expenses

**Round Lake Public Schools**

Home    Payment Options    Advisory Services    Account Settings    **Logout**

**Receipt**

Payment Type: Checking    Account Number: \*\*\*\*\*888    Routing Number: 672460719

This payment will debit your checking account within 2 business days

Book Rental	William X	\$20.00
Convenience Fee		\$1.00
<b>Total for 2012-09-13:</b>		<b>\$21.00</b>

Confirmation Number: 1370113

Thank you for your payment. Please [print](#) this receipt for your records.

[Return to Main Menu](#)

2012-09-13 11:53:01 ET

Privacy Policy    Terms and conditions    Customer Service

©2012 e-Funds for Schools - All Rights Reserved.

We recommend that you **print** and save your receipt for future reference. Please refer to the Customer Service link at the bottom of all pages with any questions or concerns.  
Thank you for using e~Funds for Schools.